

300498

2018-101

2018



2018 08

) (

1

1 2

3 4 5

6 7 8

,

.....	2
.....	5
.....	9
.....	17
.....	35
.....	54
.....	60
.....	61
.....	63
.....	67
.....	208

			300498
	GUANGDONG WENS FOODSTUFF GROUP CO., LTD.		

3

	2017 05 31		9144530070781350 7B	9144530070781350 7B	914453007078135 07B
	2018 05 21		9144530070781350 7B	9144530070781350 7B	914453007078135 07B
	2018 05 21				
	www.cninfo.com.cn				

4

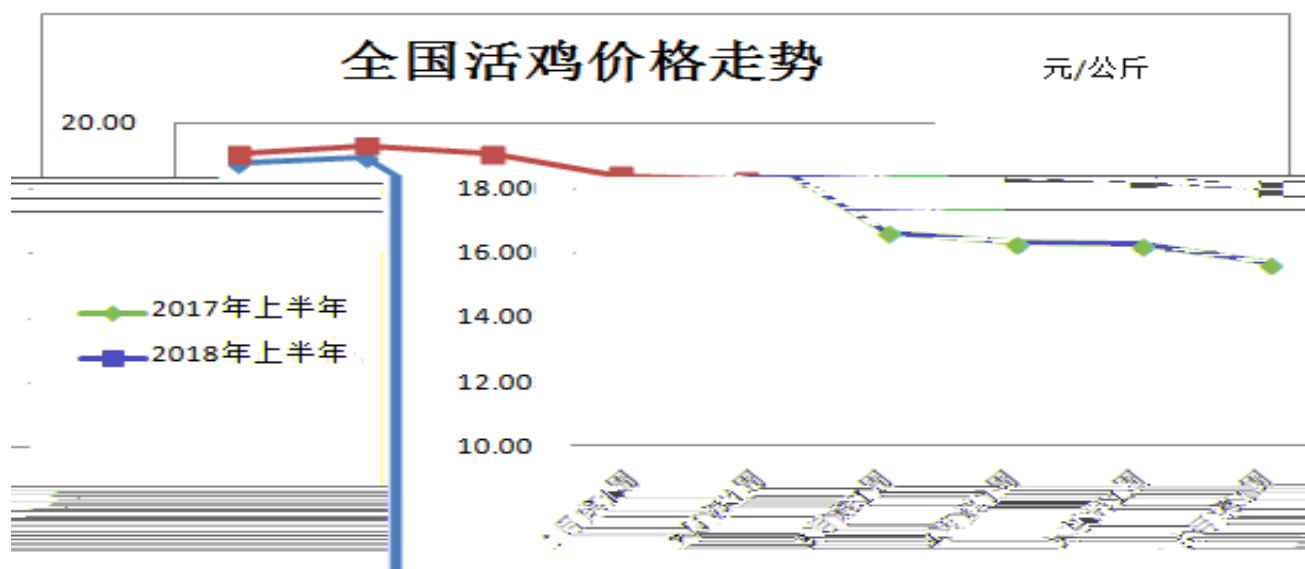
	25,316,993,316.92	25,123,515,277.80	0.77%
	917,334,013.54	1,810,210,513.73	-49.32%
	879,002,869.77	1,657,694,735.41	-46.97%
	434,164,708.53	437,426,956.55	-0.75%
/	0.1687	0.3468	-51.36%
/	0.1756	0.3468	-49.37%
	2.79%	6.09%	-3.30%

	47,523,265,302.75	49,039,585,688.19	-3.09%
	31,718,597,173.71	32,616,514,658.73	-2.75%

1

2

2



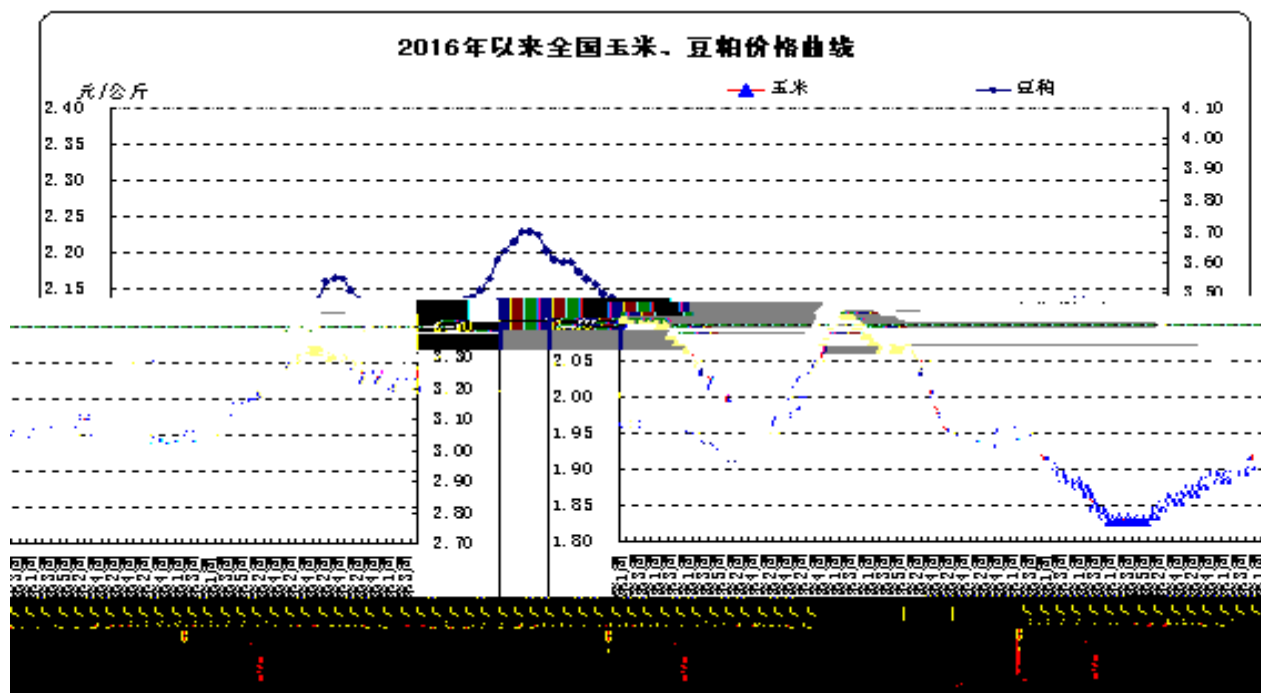
3

2

1

3

1



1

	8.39%
	6.16%
	12.56%
	3.76%
	4.64%
	9.94%
	60.16%

" +"

>í"ã ð3×1Ñ_ |ðL{À Òz Ó'.f

"

"

"

"

"

"

"

+"

	25,316,993,316.92	25,123,515,277.80	0.77%	
	22,360,462,106.53	21,783,903,725.47	2.65%	
	337,678,371.55	282,380,453.19	19.58%	
	1,479,565,024.18	1,272,316,354.98	16.29%	
	2,563,721.80	-72,296,887.76	103.55%	

	24,521,907,933.82	21,997,346,455.89	10.30%	0.32%	2.21%	-1.65%
	14,825,881,521.26	14,354,502,218.76	3.18%	-14.43%	9.95%	-21.47%
	8,833,464,958.78	7,056,645,000.67	20.11%	35.74%	-9.64%	40.11%

| |

3

1

|

|

5

1

	141,271.09
	6,396.84
	124,465.45
	0
	0

		7,000	7,000		4,510.49	64.44%	2013 10 30	156.25	7,756.33		
		7,000	7,000		5,694.6	81.35%	2013 06 30	659.89	11,049.6 4		
8000		7,000	7,000	146.48	6,312.11	90.17%	2015 12 31	1,474.77	5,376.0 9		

		23,830	23,830	1,606.22	15,286.8 2	64.15%	2018 12 31				
		27,591.8 8	27,591.8 8	543.7	12,584.7 5	45.61%	2017 08 31	359.67	3,279.1		
		21,330	21,330	48.3	12,502.5 9	58.62%	2016 12 31	-2.09	500.26		
		18,000	18,000	3,997.25	3,997.25	22.21%	2019 12 31				
		90,751.8 8	90,751.8 8	6,195.47	44,371.4 1			357.58	3,779.36		
	--	182,870.									

	<p>2011 10 25</p> <p>2012 1 13 2012</p> <p>2013 3 26 2013 4 18 2012</p> <p>GSP</p> <p>51% 2014 4 30</p> <p>2015 12 31</p> <p>2014 8 25 2014 11 12 2014</p>
	<p>2011 4 25</p> <p>9,300.00 2011 3 31</p> <p>4,369.13</p> <p>3,636.65 8000 820.99</p> <p>473.23</p> <p>[2011] 09006040291</p>
	<p>1</p> <p>8000</p> <p>60%</p> <p>6,286.39</p> <p>2</p> <p>8,829.01</p>

					2018 01 01	2018 06 30	0		5,316.16	0.17%	1,063.35
					0	--	0		5,316.16	0.17%	1,063.35
)											
)											
				<p>1</p> <p>2</p> <p>3</p> <p>4</p> <p>5</p> <p>1</p> <p>2</p> <p>3</p> <p>4</p>							

"

"

"

"

1

2018		38.19%	2018 03 29	2018 03 29	2018 3 29 www.cninfo.com.cn 2018 2018-24
2017		45.51%	2018 05 03	2018 05 03	2018 5 3 www.cninfo.com.cn 2017 2018-65

2

					2015 11 02

			30%			
			IPO	2015 02	11	

				2			
			3,189,869,185				
				11	130,815		
						11	
		130,815					
						11	
		130,815	130, /C4415				

	49	1	/	2	3	2016 05 06

1



2

3

2

1

	2015 11 24	10,000	2016 06 20	0		2016.06.20- 2018.12.31		

138	2016 08 26 2018 03 13	20,000	2016 09 27	34,000.94		2016.09.27- 2020.12.31		
138	2016 08 26 2018 03 13	20,000	2016 09 27	6,217.52		2016.09.27- 2020.12.31		
	2016 08 26	4,700	2016 09 28	9,060.86		2016.09.28- 2020.12.31		
120	2017 04 07	10,000	2017 04 28	0		2017.04.28- 2020.12.31		

2017

138

	13						
130	2017 10 16	465	2018 03 20	676.92		2018.03.20- 2020.12.31	
130	2017 10 16	440	2018 03 20	890.55		2018.03.20- 2020.12.31	
138	2018 03 13	30,000	2018 04 01	117,902.74		2018.04.01- 2020.12.31	
138	2018 03 13	9,000	2018 04 01	10,793.89		2018.04.01- 2020.12.31	

138

2018

A1+B1+C1	281,260	A2+B2+C2	697,625.89
A3+B3+C3	997,780	A4+B4+C4	64,685.38
A4+B4+C4		2.04%	
D		0	

					4.2 mg/L 1.15 mg/L 11 mg/L			0.16 t/a	
						GB5084-2005)			
						GB8978-1996 1			
						GB18596-2001			

	COD		1			GB18596-2001			
--	-----	--	---	--	--	--------------	--	--	--

--	--	--	--	--	--	--	--	--	--	--

COD

1

1



123,383,520

0

		4.08%	216,716,982	0	162,537,736	54,179,246		10,526,316
		2.80%	148,966,882	440,000	111,835,161	37,131,721		
		2.69%	142,839,961	0	127,232,640	15,607,321		
		2.63%	139,824,250	0	123,383,520	16,440,730		
		2.49%	132,106,089	440,000	99,189,567	32,916,522		
		2.43%	129,239,380	0	115,200,000	14,039,380		

ΕΘΜΝΤΕ.ΤΡΑ



			85,363,750			85,543,750		180,000	180,000
			950,400			1,130,400		180,000	180,000
	--	--	1,450,497,454	0	573,887	1,453,123,567	0	3,200,000	3,200,000

			2018 05 28	
			2018 05 28	



" 17 01" " 17 02"

	154.13%	162.53%	-8.40%
	32.15%	31.95%	0.20%
	44.83%	67.77%	-22.94%
EBITDA	16.89	87.7	-80.74%
	100.00%	100.00%	0.00%
	100.00%	100.00%	0.00%

	2,482,532,192.88	6,232,029,847.64
	16,951,969,887.22	19,673,820,544.68
	5,514,297,832.59	5,497,916,851.83
	510,998,340.46	671,065,753.63
	40,776,237.19	42,106,179.97
	15,328,032,833.13	14,438,372,297.96
	3,472,528,900.35	3,608,117,242.11
	3,524,025,743.61	3,205,487,227.57
	1,131,518,321.41	1,005,231,564.54
	122,217,865.92	122,217,865.92
	675,141,121.62	621,702,966.93
	14,940,948.97	10,900,812.94
	236,817,270.28	142,646,380.11
	30,571,295,415.53	29,365,765,143.51
	47,523,265,302.75	49,039,585,688.19



	982,610,667.00	982,820,980.47
	6,705,541,464.03	6,668,312,587.74
	27,025,654.49	25,059,339.31
	478,560,764.42	381,279,097.17
	71,689,227.79	766,691,430.95
	14,610,748.48	12,384,235.22
	87,290,122.12	87,853,149.89
	22,913,163.78	25,239,527.34
	42,254,925.61	6,248,776.40
	8,432,496,737.72	8,955,889,124.49
	39,273,039,623.55	35,625,335,887.77
	1,300,000,000.00	2,500,000,000.00
	92,563,514.65	107,698,643.79
	1,169,879.89	83,365,776.98
	16,543,691.51	96,317,377.58
	744,623.54	2,785,693.73
	99,484,659.72	62,836,642.36
	3,537,274,728.69	5,632,939,228.02

	370,000,000.00	70,000,000.00
	5,417,781,098.00	8,555,943,362.46
	1,560,000,000.00	895,000,000.00
	2,483,568,866.83	2,481,750,448.09
	23,968,891.03	19,343,995.21
	4,067,537,757.86	3,396,094,443.30
	9,485,318,855.86	11,952,037,805.76
	5,313,839,027.00	5,220,356,227.00
	6,114,185,856.05	4,898,314,110.85
	1,194,433,194.46	
	2,412,566,282.81	2,412,566,282.81
	17,141,562,796.29	11,142,061,461.35
	29,787,720,767.69	23,673,298,082.01
	39,273,039,623.55	35,625,335,887.77

	25,316,993,316.92	25,123,515,277.80
	25,316,993,316.92	25,123,515,277.80
	24,274,512,069.72	23,496,926,673.23
	22,360,462,106.53	21,783,903,725.47
	26,863,460.57	24,320,308.45
	337,678,371.55	282,380,453.19
	1,479,565,024.18	1,272,316,354.98
	2,563,721.80	-72,296,887.76
	67,379,385.09	206,302,718.90
	-14,732,291.44	-13,590,236.83
	-28,685,300.40	255,140,473.87
	-1,927,321.08	833,110.81
-		
-		


	1,010,319,709.12	1,794,035,106.58
	1,010,319,709.12	1,794,035,106.58

	0.1756	0.3468
--	--------	--------

4

	720,922,486.97	621,620,833.19

1.		
2.		



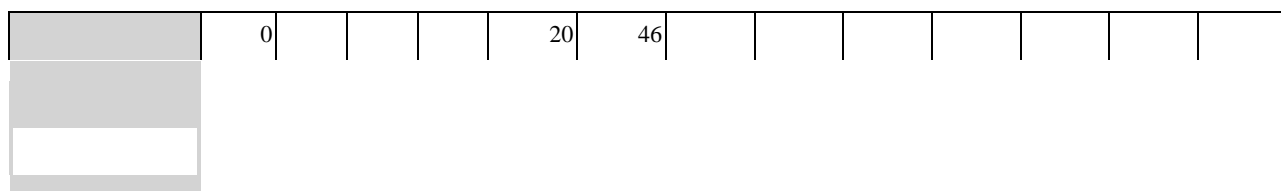
	46,988,094.63	
	4,419,274,733.78	4,747,260,819.62
	1,130,150,503.00	-20,885,679.52
	1,236,168,476.00	6,105,000.00
	5,000,000.00	6,105,000.00
	2,300,000,000.00	3,701,000,000.00
		500,000,000.00
	11,393,668.42	19,982,390.24
	3,547,562,144.42	4,227,087,390.24
	2,535,000,000.00	1,000,000.00
	2,492,905,542.70	4,768,801,494.82
	302,954,616.44	396,724,449.58
	13,360,000.00	4,250,000.00
	5,041,265,542.70	4,774,051,494.82
	* 193,703,398.28	-546,964,104.58
	1,805,800.10	400,949.18


	773,575,104.74	606,699,300.59
	634,236,524.07	595,777,681.92
	192,017,205.73	187,535,607.27
	2,374,209.90	473,799.57
	201,076,538.33	118,576,563.75
	1,029,704,478.03	902,363,652.51
	-256,129,373.29	-295,664,351.92
	3,961,120,427.28	3,467,807,321.60
	8,275,977,535.77	11,651,443,835.17
	488,317,418.45	24,211,697.39
	12,725,415,381.50	15,143,462,854.16
	241,306,045.53	110,836,475.61
	250,516,000.00	557,470,000.00
	10,663,367,136.07	14,174,237,262.12
	11,155,189,181.60	14,842,543,737.73
	1,570,226,199.90	300,919,116.43
	1,231,168,476.00	
	2,300,000,000.00	3,701,000,000.00
		500,000,000.00
	170,000.00	2,437,090.24
	3,531,338,476.00	4,203,437,090.24
	2,535,000,000.00	1,000,000.00
	2,189,950,926.26	4,372,077,045.24
	150,000.00	4,250,000.00
	4,725,100,926.26	4,377,327,045.24

	-1,193,762,450.26	-173,889,955.00
	120,334,376.35	-168,635,190.49
	671,055,299.16	313,947,707.25
	791,389,675.51	145,312,516.76


7

	5,220,				4,843,8								
	356,22				53,014.			211,416					
	7.00				76								





1									1,111,671,494.15		-1,111,671,494.15		
2													
3											-4,350,296,856.00	-404,758,448.84	-4,755,055,304.84
4													



2015 9 29

[2015]2217

435,247,380

2015 11 2

91445300707813507B

2

16

19

11

28

12

1

8

9

-

) +0,7

2

3

13

14

4

5

11**1**

	100

2

1 1	5.00%	5.00%
1 2	10.00%	10.00%
2 3	30.00%	30.00%
3 4	50.00%	50.00%
4 5	80.00%	80.00%
5	100.00%	100.00%

	5.00%	5.00%

	0.00%	0.00%

3

50%

100%

140-150

180

3

4

8

13

1

2

14

1

2

1

2

3

4

5

3

4

1! W' Cn 1 XÕ'p

		12-20	5.00%	4.75%-7.92%
		3-5	4.00%	19.20%-32.00%
		5-10	4.00%	9.60%-19.20%
		5-10	4.00%	9.60%-19.20%

3

17

1

2

18

19

1

2

3



~~SECRET~~

23

24

1

2

3

4

3

4

1

Ä3

3

1

2

29

1

2

1

2

3

30

/

1

1
2
2

3

1
2

1
2

31

1

2

32

1

2

3

4

1

2

5

6

1

2

3

33

1

2

34

2018 4 23

www.cninfo.com.cn

2018 4 24
2018

3

4

1

2

3

4

5

1

	287,424, 687.86	57.21%	0.00							

1			
1	204,042,326.07	10,202,116.30	5.00%
1	204,042,326.07	10,202,116.30	5.00%
1 2	4,662,615.20	466,261.52	10.00%
2 3	1,857,101.03	557,130.31	30.00%
3 4	2,292,789.47	1,146,394.74	50.00%
4 5	1,017,040.40	813,632.32	80.00%
5	1,080,934.50	1,080,934.50	100.00%
	214,952,806.67	14,266,469.69	6.64%

2

2,442,300.94

0.00

3

	75,526.60

		9,235,977.99	1	1.84	461,798.90
		7,045,165.50	1	1.40	352,258.28
		6,536,463.45	1	1.30	326,823.17
		5,552,429.10	1	1.11	277,621.46
		52,517,569.54		10.46	2,657,945.94

1

5

6

6

1

1	161,578,742.26	96.45%	140,633,895.02	98.96%
1 2	4,965,027.86	2.96%	1,215,322.07	0.85%
2 3	775,504.94	0.46%	186,138.51	0.13%
3	213,574.01	0.13%	83,300.00	0.06%
	167,532,849.07	--	142,118,655.60	--

1

2

				(%)
	9,213,021.50			

7

1

2

8

1

()		
-----	--	--

	1,217,325.00	1,217,325.00	--	--

1				
1	160,504,341.25	8,025,217.07	5.00%	
1	160,504,341.25	8,025,217.07	5.00%	
1 2	78,513,321.48	7,851,332.15	10.00%	
2 3	10,916,966.33	3,275,089.90	30.00%	
3 4	6,949,766.43	3,474,883.22	50.00%	
4 5	3,753,614.74	3,002,891.79	80.00%	
5	7,672,480.07	7,672,480.07	100.00%	
	268,310,490.30	33,301,894.20	12.41%	





3

	297,588.47

4

	532,992,192.25	384,793,770.44
	123,605,598.00	103,376,049.76
	13,590,560.51	10,068,553.90
	114,980,114.85	118,209,579.46
	785,168,465.61	616,447,953.56

5

		27,283,000.00	1-2	3.47%	2,728,300.00
		20,280,000.00	1-2	2.58%	2,028,000.00
		12,891,038.12	1	1.64%	644,551.91
		9,065,774.00	1	1.15%	453,288.70
		4,048,432.08	1	0.52%	202,421.60
	--	73,568,244.20	--	9.37%	6,056,562.21

6

7

8

10

1

	2,221,080,374.13	499,450.79	2,220,580,923.34	2,343,098,797.28	325,280.72	2,342,773,516.56
	61,053,559.39		61,053,559.39	38,085,267.21		38,085,267.21
	147,321,813.45		147,321,813.45	229,241,987.77	1,932,111.86	227,309,875.91

3

4

11

12

13

	2,234,840,000.00	6,059,840,000.00
	109,534,853.73	64,401,273.33
	28,662,655.65	24,384,372.31
	5,031,683.50	4,559,202.00
	104,463,000.00	78,845,000.00
	2,482,532,192.88	6,232,029,847.64

14

1

	5,514,297,832.59		5,514,297,832.59	5,497,916,851.83		5,497,916,851.83
	2,864,527,768.27		2,864,527,768.27	2,718,908,923.85		2,718,908,923.85
	2,649,770,064.32		2,649,770,064.32	2,779,007,927.98		2,779,007,927.98

	475,922,457.57		475,922,457.57
--	----------------	--	----------------

3

	69,490,060. 50			69,490,060. 50					8.64%	



	0		0						
--	---	--	---	--	--	--	--	--	--


1.	40,776,237.19			40,776,237.19
2.	42,106,179.97			42,106,179.97

2

2	16,720,684.98	33,477,814.25	189,426.92	374,738.07	50,762,664.22
3.	57,967,892.94	59,645,750.87	6,935,286.33	6,059,292.97	130,608,223.11
1	55,870,021.46	49,196,193.90			

20

1



	74,420,30 0.00	854,45 3.87	3,855,97 2.00	2,888,96 5.87		1,821,46 0.00	97.42%	98.00%				
	74,130,13 1.25	3,855, 966.23	12,975.6 0			3,868,94 1.83	101.96%	98.00%				
	73,976,20 0.00	445,20 0.00	1,220, 1.00	1,220, 1.80		445,200. 00	105.85%					

		9										
	68,527,30 0.00	18,237 ,759.0 2	31,374,2 79.50			49,612,0 38.52	72.40%	65.00%				
	67,654,06 7.00	4,855, 000.00	4,855,49 0.00			9,710,49 0.00	14.35%	20.00%				
	66,585,30 0.00	6,263, 353.20	4,584,59 9.95	3,151,61 5.15		7,696,33 8.00	86.25%	88.00%				
	66,543,86 2.00	94,500 .00		94,500.0 0			96.56%	100.00%				
	66,368,73 5.00	1,886, 223.00	2,012,70 8.00	514,931. 00		3,384,00 0.00	91.03%	98.00%				
	66,317,55 9.00	118,42 0.00		118,420. 00								

	49,035,96 1.50	23,357 ,765.4 2	13,615,8 98.63	34,853,8 84.05		2,119,78 0.00	76.10%	99.00%				
	48,914,20 0.00	2,970, 000.00	592,400. 00	458,800. 00		3,103,60 0.00	95.98%	99.00%				
	48,387,90 0.00	4,295, 700.08	383,185. 74	4,678,88 5.82			104.17%	100.00%				
	48,358,50 0.00	10,510 ,926.0 0	6,581,67 6.71			17,092,6 02.71	35.35%	36.00%				

	24,178,230.00	2,985,971.52	20			3,185,971.52	14.24%	10.00%				
	8,914,855,042.91	2,421,140,033.11	1,361,054.2	56,380.542	1,220,565.32	2,016,437,585.90	--	--				--

3

:

21

22

23

1

4.		270,372,327.32	33,551,955.58	2,996,411,940.12	43,305,570.59	529,842,767.07				3,873,484,560.68
1.		24,713,671.21	4,534,768.15	234,664,277.01	12,799,699.24	84,711,367.65	642,672.11		900,454.86	362,966,910.23
2.		42,117,482.17	10,386,153.45	265,492,120.27	3,604,877.50	31,636,747.36	26,480.00			353,263,860.75
(1)		42,117,482.17	10,386,153.45	265,492,120.27	3,604,877.50	31,636,747.36	26,480.00			353,263,860.75

4.										
1.	241,798,12	27,702,740	2,802,576,	27,072,878	424,875,09					
	5.67	.58	906.80	.65	1.91					

2	3,414,568.75			3,414,568.75
3.	9,87			

	122,217,865.92					122,217,865.92
--	----------------	--	--	--	--	----------------

2

5

2018 6 30

:

2013 4 9,870,000.00

45% 55%

2013 4 30 _9E1² ©£•JaÙ X yÀç,Ë@ 'Õ 'ð•ðb••"• `

	11,505,774.30	2,876,443.58		
	9,603,095.72	2,400,773.93	8,093,324.72	2,023,331.18
	64,896,646.74	14,940,948.97	47,471,598.47	10,900,812.94

2

--	--	--

2021	53,561,260.78	53,561,260.78	
2022	88,185,680.24	88,185,680.24	
	318,874,830.33	318,874,830.33	--

30

	183,140,057.28	118,214,867.77
	4,242,213.00	6,241,934.00
	15,060,000.00	18,189,578.34
	34,375,000.00	
	236,817,270.28	142,646,380.11

31**1**

	1,300,000,000.00	2,500,000,000.00
	1,300,000,000.00	2,500,000,000.00

2**32****33****34****35****1**

1	2,014,063,659.77	2,404,424,143.24

	1,587,376,315.44	2,492,846,331.24	3,569,753,754.91	510,468,891.77
--	------------------	------------------	------------------	----------------

2

1	1,582,038,643.73	2,071,377,302.14	3,147,797,528.80	505,618,417.07
2		91,401,175.31	91,401,175.31	
3	1,121,977.01	85,667,239.82	85,969,416.44	819,800.39
	989,741.96	70,512,209.20	70,808,767.23	693,183.93
	51,531.18	8,170,051.89	8,169,415.44	52,167.63
	80,703.87	6,984,978.73	6,991,233.77	74,448.83
4	1,611,032.00	64,652,968.99	64,065,227.99	2,198,773.00
5		13,259,466.79	13,259,466.79	
	1,584,771,652.74	2,326,358,153.05	3,402,492,815.33	508,636,990.46

3

1	2,164,156.21	157,230,712.91	157,730,995.12	1,663,874.00
2	136,556.49	6,667,692.56	6,636,221.74	168,027.31
	2,300,712.70	163,898,405.47	164,367,216.86	1,831,901.31

38

	4,607,103.77	15,688,775.03
	6,840,974.42	21,987,484.56
	8,283,484.70	5,796,609.12
	248,692.22	853,560.58
	2,037,138.84	4,817,097.14
	2,117,137.38	2,799,828.61
	134,494.66	472,048.26
	89,397.63	318,733.95
	580,950.81	650,571.49

	488,146.03	92,978.86
	25,427,520.46	53,477,687.60

39

	2,118,750.01	950,000.00
	95,033,333.33	57,833,333.33
	1,541,833.32	3,184,652.78
	790,743.06	868,656.25
	99,484,659.72	62,836,642.36

40

	1,450,753.11	992,967.97
	1,450,753.11	992,967.97

41

1

	4,643,021,744.48	4,572,714,319.77
	411,239,760.55	357,375,749.54
	1,194,433,194.46	
	167,825,698.23	177,809,149.08
	6,416,520,397.72	5,107,899,218.39

2

1

42

43

	370,000,000.00	70,000,000.00
	370,000,000.00	70,000,000.00

3

4

HNÍ

47

1

48

1

2

49

50


51

	116,503,520.79	21,185,070.00	22,646,005.32	115,042,585.47	
	116,503,520.79	21,185,070.00	22,646,005.32	115,042,585.47	--

--	--	--	--	--

52

53



	19,928,322,400.14	18,639,171,724.25
	19,928,322,400.14	18,639,171,724.25
	917,334,013.54	6,751,119,026.04
		1,111,671,494.15
	2,088,142,125.56	

63

	145,169,455.31	115,071,184.90
	17,782,726.04	20,380,594.45
	3,232,832.24	1,945,945.73
	8,933,260.16	5,941,478.59
	22,878,132.12	13,169,522.77
	306,710.36	430,781.71
	7,998,558.18	10,907,970.58
	4,476,482.92	4,931,163.26
	3,203,788.04	2,965,570.36
	60,198,899.86	47,945,991.40
	25,424,960.43	18,087,795.82
	9,012,195.11	15,871,678.31
	19,656,510.24	13,747,936.65
	9,403,860.54	10,982,838.66
	337,678,371.55	282,380,453.19

64

	644,929,393.70	526,143,330.87
	151,702,614.38	130,332,427.65
	54,091,712.31	33,219,028.37
	97,176,940.14	100,860,838.17
	82,189,655.49	83,468,988.48
	7,805,695.06	6,962,849.02

	5,788,659.69	7,104,496.64
	55,260,454.24	45,663,533.15
	27,131,301.94	15,554,550.84
	13,327,146.42	12,487,976.18
	78,399,552.00	
	48,561,868.80	111,310,388.61

	-14,732,291.44	-13,590,236.83

71

	7,484,090.86	3,795,345.62	7,484,090.86
	725,509.88	182,525.49	725,509.88
	6,147,441.59	2,316,458.94	6,147,441.59
	14,357,042.33	6,294,330.05	14,357,042.33

								/
						6,098,574.30	2,170,638.21	
						1,385,516.56	1,624,707.41	/
	--	--	--	--	--			

73

1

	35,412,123.88	147,857,531.38
	-4,230,091.25	-58,283,346.14
	31,182,032.63	89,574,185.24

2

		1,041,501,741.75
/		260,375,435.44
		-19,537,144.73
		3,772,360.14
		-6,194,988,320.65
		5,976,425,195.58
		7,248,466.50
		-2,113,959.65
		31,182,032.63

74

57

75

1

	36,387,981.79	47,751,518.70
		7,303,564.40
	52,523,455.25	4,864,585.56
	88,911,437.04	59,919,668.66

2

	173,122,350.53	146,928,673.84
	585,662,763.25	615,959,309.07
	18,452,443.14	39,011,281.47
	97,474,501.16	
	874,712,058.08	801,899,264.38

3**4****5**

	11,393,668.42	

	1,074,004,698.91	881,167,621.04
	18,531,921.46	15,550,666.42
	66,592,983.80	50,611,939.86
	288,168,146.86	213,029,160.26
	5,108,454.21	9,096,026.90

3

	2,000,000.00
	--
	2,000,000.00
	1,022,042.78
	--
	1,022,042.78
	--
	977,957.22

4

	1,201,666,092.88	1,129,248,479.53
	1,719,900.74	1,778,275.62
	1,068,190,069.51	1,045,829,794.44
	131,756,122.63	81,640,409.47
	1,201,666,092.88	1,129,248,479.53

77

78

		23,337.68

79

1

80

81

1

1

	2018 03 31	52,500,000. 00	100.00%		2018 03 31		4,321,104.92	-829,722.35


2

--	52,500,000.00
	52,500,000.00
	54,517,421.89
/	

3

3

4



The image shows a large grey rectangular area that appears to be a redacted table or a placeholder for data. The area is bounded by a thin black line on the top and left sides. To the left of the grey area, there are several black rectangular redaction marks of varying sizes. The number '4' is positioned to the left of the top-left corner of the grey area.

5

		11 1108				
		9 11 1103		100.00%		
		88 3 []2301 2302		100.00%		
		36		100.00%		
		A1-04 A1-06 G1-02		100.00%		
				100.00%		

100.00%

		12		100.00%		
		102			100.00%	
					100.00%	
				93.33%		
				100.00%		

		200		100.00%		
		2-1A		100.00%		
		7 125-225		100.00%		
				100.00%		
				70.00%		
				95.60%		
				51.00%	30.00%	
				90.00%	10.00%	

				100.00%		
				100.00%		
		9		100.00%		
		245		100.00%		
				100.00%		
				100.00%		
		326		100.00%		
				100.00%		
				100.00%		
				100.00%		
				100.00%		
				100.00%		
		498		100.00%		

				100.00%		
				100.00%		

		128		100.00%		
				100.00%		
			8	100.00%		
			8	100.00%		
				100.00%		

				100.00%		
				100.00%		
				100.00%		

9L6(

		310 3 C5A02 C5A03 C5A05 C5A06			100.00%	
			7-E-05 06		100.00%	
			3		100.00%	
	2					

		48				
				100.00%		
		210		100.00%		
				100.00%		
					100.00%	

2

	6.67%	9,759,217.37	160,000,005.00	225,857,866.63
	23.18%	10,262,745.27	7,655,443.03	29,019,705.89
	10.00%	919,261.42	6,700,000.00	5,119,405.71
	41.63%	8,996,455.92	5,188,013.60	19,426,574.44
	38.54%	20,596,500.76	25,821,348.48	61,904,813.18
	10.00%	4,593,551.63	3,959,591.48	8,629,810.73
	30.00%	5,322,752.31	8,700,000.00	16,393,121.45
	4.40%	2,716,492.46	4,928,000.00	5,646,750.39
	19.00%	1,263,048.04	30,780,000.00	20,503,798.06

128,713, 65,316,2 194,029, 68,836,7
386.54 34.90 621.44 57.39

	3,413,261,56 4.40	377,510,718. 42	377,510,718. 42	87,085,800.7 5	4,499,331,27 0.60	1,426,085,26 7.20	1,426,085,26 7.20	879,566,991. 34
	289,273,152. 62	44,274,138.3 4	44,274,138.3 4	21,223,862.4 8	225,945,441. 68	-60,312,592.0 9	-60,312,592.0 9	-61,697,440.3 3


248,061,748.

79

9,192,614.21 9,192,614.21



	/	/
/		



	1,631,826.73	10,797,144.77		
	52,439,593.90	44,211,821.62	44,762,694.71	37,739,427.91

/							
	-81,591.34		-81,591.34	-2,621,979.70	2,238,134.74	-383,844.96	-465,436.30
	81,591.34		81,591.34	2,621,979.70	-2,238,134.74	383,844.96	465,436.30

		5%	5%		5%	5%
	2,548,428,789.29	127,421,439.46	-127,421,439.46	2,445,926,579.37	122,296,328.97	-122,296,328.97
	347,877,417.10	17,393,870.86	-17,393,870.86	388,745,490.32	19,437,274.52	-19,437,274.52
	2,896,306,206.39	144,815,310.32	-144,815,310.32	2,834,672,069.69	141,733,603.48	-141,733,603.48

1

	--	--	--	--
	31,778,438.12			31,778,438.12
1.	31,778,438.12			31,778,438.12
2	31,778,438.12			31,778,438.12
	1,696,715,934.68	1,167,811,833.59		2,864,527,768.27
2	1,696,715,934.68	1,167,811,833.59		2,864,527,768.27
	1,728,494,372.80	1,167,811,833.59		2,896,306,206.39
	--	--	--	--

2

3

4

5

6

7

8

	()
	(

2 / /

/ /

/ /

3

		358,019.62	215,619.06
		56,462.87	49,293.32

4

5

6

7

	40,358,289.00	45,816,490.01

8

28 6 11,105.86 44
 6 30 9,108.74 1997.12 15 9

6

1

				12,122.00	606.10
				7,015.00	350.75
				23,200.00	1,160.00
		43,600.00	2,180.00	70,000.00	3,500.00
				4,200.00	210.00
		81,527.88	4,076.39	42,930.00	2,146.50
		800.00	40.00		
	15	19,971,200.00			
		20,097,127.88	39	159,467.00	7,973.35

			4,068.00
			1,543,464.00
			1,500,879.08
		21,805,233.67	8,490,000.00
		4,577,105.81	3,870,845.50
		227,309.00	
		105,095.40	
		91,945,918.56	60,944,416.35
			59,286.00
			75,200.00
		23,010,184.93	
		23,010,184.93	134,486.00
		540,125.58	335,350.00
		34,013,439.52	6,599,875.10
		10,000.00	10,000.00
			103,937.20
		9,000.00	

	0.00
	2018 4 27 2 10 13.17

:

2018 3 29

2018

<

>

<

>

2018 4

27

2,455

93,482,800

2018 4 27

13.17 /

2

	78,399,552.00
	78,399,552.00

3

4

5

1

2

1

2

3

1

2

3

4

1

1

2

2

3

1

2

4

5

6

1

1

2

3

1

2

10%

10%

75%

75%

1

2

2

	31,088,010,	307,195,110	166,048,070	381,499,698	699,795,127	177,091,289	9,422,647.2	-7,512,069,	25,316,993,
	815.21	.24	.63	.17	.75	.38	1	441.67	316.92

	933.82	37	.74	.48	.39	.03	9		316.92
	6,566,102.8	286,412,425	61,518,616.	101,113,585	473,239,876	16,616,633.	7,065,422.1	-7,512,069,	
	81.39	.87	89	.69	.36	35	2	441.67	

7

8

1

2016

2017 4 30

	287,424,687.86	0.00	0.00%	
	287,424,687.86		--	--

	17,506,052.18	875,302.61	5.00%
	17,506,052.18	875,302.61	5.00%

2018 4 24

www.cninfo.com.cn

2018-57

	27,363,133,890.77	0.00	0.00%		
	27,363,133,890.77	0.00	0.00%		

	4,195,040.56	4,449,578.50
--	--------------	--------------

1

	10,000,000.00	82,320.00		10,082,320.00		
	10,000,000.00	225,120.00		10,225,120.00		
	6,500,000.00	3,275,200.00		9,775,200.00		
	4,870,000.00	5,197,200.00		10,067,200.00		
	10,000,000.00	50,400.00		10,050,400.00		
	10,000,000.00	50,400.00		10,050,400.00		

	9,000,000.00	47,040.00		9,047,040.00		
	10,000,000.00	73,920.00		10,073,920.00		
	135,000,000.00	1,064,600.00		136,064,600.00		

18,000,000.00

	7,000,000.00	551,292.00		7,551,292.00		
	10,000,000.00	50,400.00		10,050,400.00		
	5,000,000.00	560,868.00		5,560,868.00		

	91,177,700.00	862,512.00		92,040,212.00		
	10,000,000.00	193,200.00		10,193,200.00		
	10,000,000.00			10,000,000.00		
	10,000,000.00	258,468.00		10,258,468.00		
	1,500,000.00	842,000.00		2,342,000.00		
	10,000,000.00	109,200.00		10,109,200.00		
	10,000,000.00	117,600.00		10,117,600.00		
		1,660,000.00		1,660,000.00		
	3,000,000.00	142,800.00		3,142,800.00		
	10,000,000.00	231,840.00		10,231,840.00		
	10,000,000.00	75,600.00		10,075,600.00		
	5,640,000.00	142,800.00		5,782,800.00		
	5,560,000.00	163,800.00		5,723,800.00		
	10,000,000.00	159,600.00		10,159,600.00		
	10,000,000.00	142,800.00		10,142,800.00		
	10,000,000.00	610,680.00		10,610,680.00		
	10,000,000.00	117,600.00		10,117,600.00		
	45,000,000.00	131,880.00		45,131,880.00		
	10,000,000.00	210,000.00		10,210,000.00		
	10,000,000.00	142,800.00		10,142,800.00		
	10,000,000.00	218,400.00		10,218,400.00		
	10,000,000.00	193,200.00		10,193,200.00		
		1,000,000.00		1,000,000.00		
	10,000,000.00	40,110,040.00		50,110,040.00		
	27,963,201.17	100,800.00		28,064,001.17		
	128,350,574.49	327,600.00		128,678,174.49		
	1,000,000.00	25,200.00		1,025,200.00		
	2,000,000.00			2,000,000.00		
	11,000,000.00			11,000,000.00		
	122,976,369.77	386,400.00		123,362,769.77		
	15,350,691.68	294,000.00		15,644,691.68		
	3,000,000.00			3,000,000.00		
	10,000,000.00	285,600.00		10,285,600.00		
	5,000,000.00	428,400.00		5,428,400.00		

|

	30,000,000.00			30,000,000.00		
	100,400,000.00	334,320.00	100,400,000.00	334,320.00		
	5,000,000.00			5,000,000.00		
	10,000,000.00	210,000.00		10,210,000.00		
	10,000,000.00	361,200.00		10,361,200.00		
	10,000,000.00	242,760.00		10,242,760.00		
	10,000,000.00	260,400.00		10,260,400.00		
		75,180.00	5,000,000.00	75,180.00		
	16,480,000.00					

	43,899,806.95	15,000,000.00		378,305.95			2,005,517.66			57,272,595.24	
	43,899,806.95	15,000,000.00		378,305.95			2,005,517.66			57,272,595.24	

3

4

	718,535,124.75	635,134,284.12	619,796,142.42	649,576,288.11
	2,387,362.22	963,383.98	1,824,690.77	994,547.40
	720,922,486.97	636,097,668.10	621,620,833.19	650,570,835.51

5

	8,147,461,420.63	11,495,450,998.61
	378,305.95	695,715.95
	6,693,689.00	-309,370.26
	33,795,225.23	38,655,987.21
	19,686.53	
	8,188,348,327.34	11,534,493,331.51

6

1

	23,441,611.41	
	30,772,610.61	

2018

2018 8 14